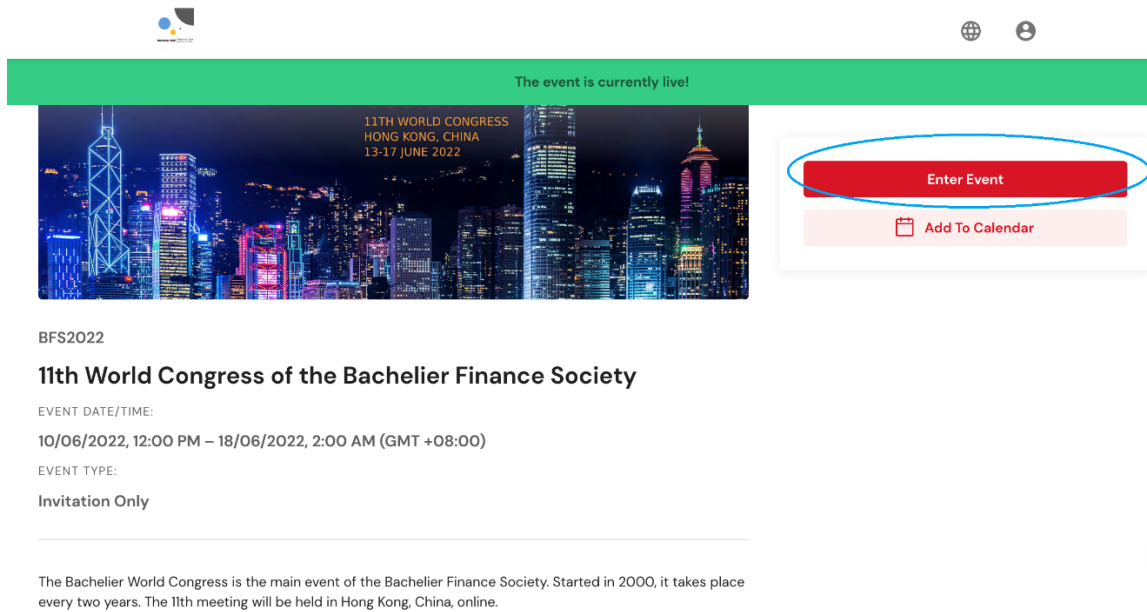


Access flow for attendees

Step 1: Receive the confirmation email “**Confirmed your attendance of 11th World Congress of the Bachelier Finance Society**” and click the **Magic link** in your email. You will see the following event site. Click the “Enter Event” button to enter the event site directly.



The screenshot shows the event registration page. At the top, there is a green banner that says "The event is currently live!". Below this is a large image of a city skyline at night with the text "11TH WORLD CONGRESS HONG KONG, CHINA 13-17 JUNE 2022". To the right of the image, there are two buttons: "Enter Event" (highlighted with a blue circle) and "Add To Calendar". Below the image, the event details are listed: "BFS2022", "11th World Congress of the Bachelier Finance Society", "EVENT DATE/TIME: 10/06/2022, 12:00 PM – 18/06/2022, 2:00 AM (GMT +08:00)", "EVENT TYPE: Invitation Only". At the bottom, there is a paragraph of text: "The Bachelier World Congress is the main event of the Bachelier Finance Society. Started in 2000, it takes place every two years. The 11th meeting will be held in Hong Kong, China, online."

Step 2: After entering the event, you arrive at the following page:



The screenshot shows the event lobby page. The main area is a large, modern lobby with a high ceiling and a grid pattern. There are several large screens displaying the event logo and information. In the foreground, there are tables and chairs, and a "HELP DESK" sign. The top navigation bar includes "Lobby", "Exhibition Hall", "Networking Lounge", "Schedule", "Speakers", and "Bookmarked Webinars". On the right side, there is a "Settings" panel with options for "Update Profile", "Language" (set to English), and "Log Out".

- Click on the tab “Schedule”, you will see all scheduled sessions.
- Click on the tab “Speaker”, you will see all speakers.
- Click on the tab “Bookmarked Webinars”, you will see all the talks/sessions that you have bookmarked.
- Click on the tab “Exhibition Hall”, you will see the booths of book publishers.
- Click on the tab “Networking Lounge”, you will see networking tables where you can join to meet with friends.
- Click on the red circle with a question mark on the bottom-right corner of the page to chat with live technical support provided by EventX. To contact with the local organizers, please send emails to bfs2020.hk@gmail.com.

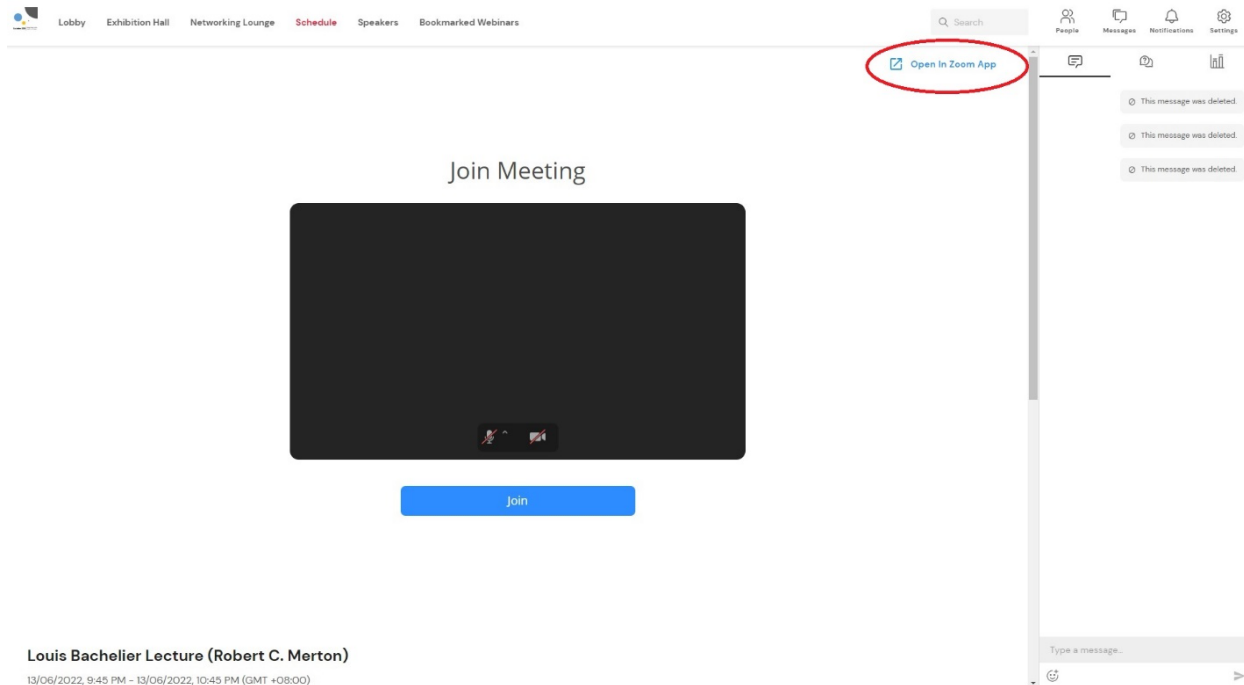
Step 3: Find the sessions you want to join (i) on the “Schedule”, (ii) through “Speaker” by finding the speaker that you are interested in and clicking on the speaker name, or (iii) through “Bookmarked Webinars” for the sessions you have bookmarked previously. Then, you will see a list of sessions; see the screenshot below. Click on the button “View Details”, which will turn to “Watch Now” when the session starts and is shown as “Go to backstage” if you are a speaker or the chair of the session, to enter the session. All sessions are powered by Zoom, and details will be provided in Step 4.

The screenshot displays the 'Schedule' tab of the EventX application. The interface includes a top navigation bar with tabs for 'Lobby', 'Exhibition Hall', 'Networking Lounge', 'Schedule', 'Speakers', and 'Bookmarked Webinars'. A search bar and utility icons (People, Messages, Notifications, Settings) are located in the top right. The main content area lists four sessions, each with a microphone icon, a title, a description, a speaker list, and buttons for 'View Details' and 'Bookmark'. The sessions are:

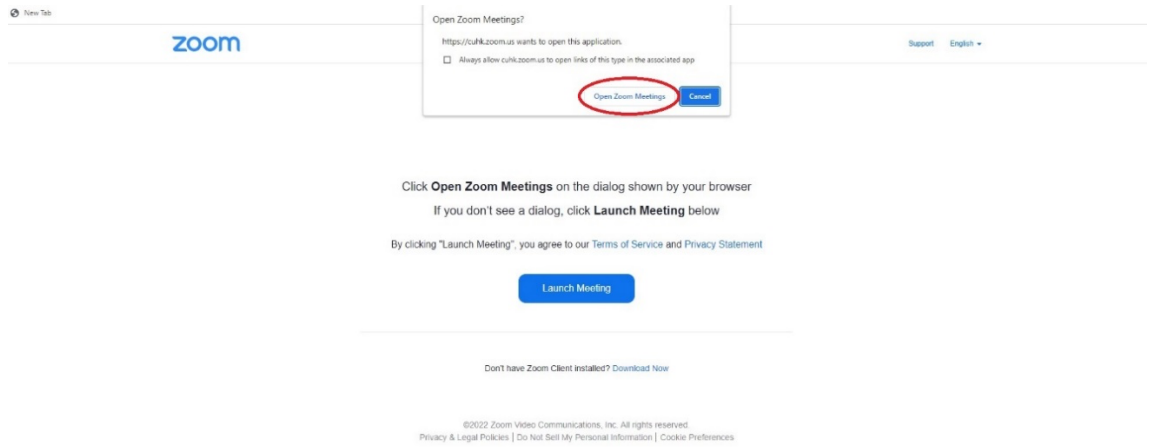
- Opening Ceremony**: Opening Remarks 9:30 pm to 9:45 pm Hong Kong Time 2:30 pm to 2:45 pm London Time 9:30 am to 9:45 am New York Time.
- Louis Bachelier Lecture (Robert C. Merton)**: 9:45 PM – 10:45 PM (GMT +08:00). Louis Bachelier Lecture: On the Emergence of Financial Engineering from Financial Science to Improve Sustainable Economic Growth and Stability –History and Future Speaker: Prof. Robert C. Merton 9:45 pm to 10:45 pm Hong Kong T.
- Plenary Talk: Learning to Trade: Data-Driven Quantitative Finance**: 10:45 PM – 11:45 PM (GMT +08:00). Plenary Talk (Hans Buehler) Learning to Trade: Data-Driven Quantitative Finance 10:45 pm to 11:45 pm Hong Kong Time 3:45pm to 4:45pm London Time 10:45 am to 11:45 am New York Time Chaired by: Prof. Yue Kuen Kwok (Hong Kong).
- General Assembly**: 13/06/2022, 11:45 PM – 14/06/2022, 12:45 AM (GMT +08:00).

A chat window is open on the right side of the screen, showing a message history with three deleted messages and a text input field at the bottom.

Step 4: When you enter into a session, you will see the following page powered by Zoom Web Client:

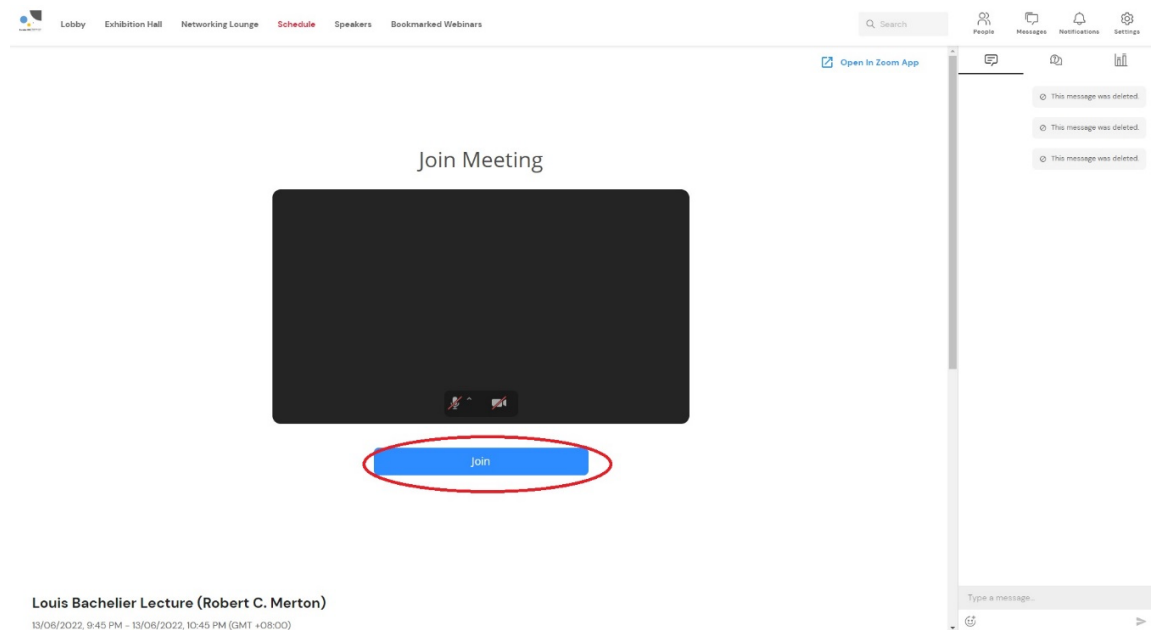


- **You are strongly recommended to use Zoom App, which should be pre-installed in your device.** When arriving at the above page, click on “Open in Zoom App” on the top-right corner of this page to launch the Zoom App. You may be directed to a webpage asking your permission to open zoom meetings; see below. Click on “Open Zoom Meetings” to start your Zoom App. If the meeting has started, you will enter the meeting room directly. Otherwise, you will see a message saying that the meeting has not started. In this case, you can wait until the host starts the meeting, which is usually 15 minutes before the starting time of the session.



- After joining the meeting with Zoom App, you should be able to use all functions powered by Zoom. However, to avoid interruption, please remain muted unless you are presenting or want to ask questions. If you have issues of turning on your camera or issues with your microphone and speaker, it is likely because the Zoom Web Client has also been turned on. To solve these issues, close the webpage with the Zoom Web Client. If the network connection is slow, you are recommended to turn off your camera.
- All sessions are videotaped.
- If you are not able to use Zoom App for technical reasons, you can still join the sessions by using Zoom Web Client. To do this, upon entering into a session, you will see the page powered by Zoom Web Client. Click on "Join". Then, you may see pop-up messages asking you to allow your browser to access the microphone and camera of your device. After you allow, you can enter the meeting through Zoom Web Client. Again, if the meeting has started, you will enter the meeting room directly. Otherwise, you will see a message saying that the meeting has not

started.



If you use Zoom Web Client, it is strongly recommended to use Chrome, Edge, or Firefox. Safari does not support the function of screen sharing in Zoom Web, so speakers should avoid using Zoom Web Client on Safari.

Technical Support

If you have any issues, please contact the local organizing committee at bfs2020.hk@gmail.com.